

ACCESSORIES










A Waldmann luminaire is only complete if it satisfies the user from the installation through to the actual application. Of course, this also includes application-friendly accessories.

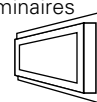
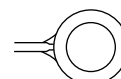
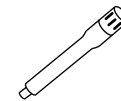


FASTENINGS			158 - 160	Integrated machine luminaires
CONNECTION TECHNOLOGY			161	Surface-mounted luminaires
TRANSFORMERS FOR HALOGEN LUMINAIRES			161	Tube luminaires
OPERATING DEVICES FOR LED LUMINAIRES			162	Arm-mounted luminaires
MAGNIFIERS			163	Flexible-tube luminaires
PROTECTIVE COVERS			164	Pivoting-head luminaires
				Magnifier luminaires
				Workplace-system luminaires
				Inspection luminaires
				Hand-held luminaires

FASTENINGS

TABLE CLAMP				
		COLOR	SPECIAL FEATURE	ORDER NUMBER
ARM-MOUNTED, FLEXIBLE TUBE AND MAGNIFIER LUMINAIRES		Black	0 – 45 mm	190 008 019 - 000 149 23
		Black	0 – 65 mm	190 007 019 - 000 149 04
		Black	65 – 135 mm	190 033 019 - 000 149 50
		Black	95 – 165 mm	190 035 019 - 000 149 56
		Black	0 – 65 mm, ESD design	190 007 059 - 000 580 94
TABLE FOOT				
		COLOR	SPECIAL FEATURE	ORDER NUMBER
STE 111		Light gray	–	190 037 159 - 000 149 93
		Black	–	190 036 039 - 000 149 59
SN/SNE		Light gray	–	190 036 119 - 000 653 99
		Black	ESD design	190 036 109 - 000 582 38
190 037				
190 036				
MAGNETIC BASE				
		COLOR	SPECIAL FEATURE	ORDER NUMBER
ARM-MOUNTED, FLEXIBLE TUBE AND MAGNIFIER LUMINAIRES		Black	–	190 057 019 - 000 150 56
WALL BRACKET				
		COLOR	SPECIAL FEATURE	ORDER NUMBER
ARM-MOUNTED, FLEXIBLE TUBE AND MAGNIFIER LUMINAIRES		Black	–	300 213 018 - 000 251 78
		White	–	300 213 038 - 000 702 91
		Black	ESD design	300 213 028 - 000 022 77
WALL BRACKET				
		COLOR	SPECIAL FEATURE	ORDER NUMBER
ARM-MOUNTED, FLEXIBLE TUBE AND MAGNIFIER LUMINAIRES		Black	–	D13 148 000
PORTABLE STAND				
		COLOR	SPECIAL FEATURE	ORDER NUMBER
STE 111 SN/SNE		Black	With castors	190 031 019 - 000 731 17
MOUNTING FRAME				
		COLOR	SPECIAL FEATURE	ORDER NUMBER
LUMATRIS		Silver	420 mm	408 001 037 - 005 181 21
		Silver	770 mm	408 001 034 - 005 142 65
MOUNTING BRACKET SET				
		COLOR	SPECIAL FEATURE	ORDER NUMBER
LUMATRIS		Silver	–	408 001 035 - 005 142 68


PIVOTING HEAD			
LUMATRIS	COLOR	SPECIAL FEATURE	ORDER NUMBER
	Silver	Adjustable	408 001 033 - 005 142 62
BRACKET ANGLE			
FLAT LED	COLOR	SPECIAL FEATURE	ORDER NUMBER
	-	Adjustable	203 081 019 - 000 194 78
LUMINAIRE BRACKET			
MACH LED ¹	COLOR	SPECIAL FEATURE	ORDER NUMBER
	-	-	190 174 029 - 000 866 00
LUMINAIRE BRACKET SET			
MACH LED	COLOR	SPECIAL FEATURE	ORDER NUMBER
	-	-	408 001 952 - 004 593 89
LUMINAIRE BRACKET			
RL 40 ¹ MACH LED ¹	COLOR	SPECIAL FEATURE	ORDER NUMBER
	-	-	306 266 022 - 000 859 12
LUMINAIRE BRACKET			
RL 40 ¹	COLOR	SPECIAL FEATURE	ORDER NUMBER
	-	-	190 174 019 - 000 920 88
LUMINAIRE BRACKET			
RL 70 ¹	COLOR	SPECIAL FEATURE	ORDER NUMBER
	-	With rubber profile	SK1 021 719 - 000 854 99
LUMINAIRE BRACKET			
RL 70 ¹	COLOR	SPECIAL FEATURE	ORDER NUMBER
	-	With rubber profile	SK0 995 719 - 000 856 52
LUMINAIRE BRACKET			
RL 70 ¹	COLOR	SPECIAL FEATURE	ORDER NUMBER
	-	With rubber profile	190 015 719 - 000 854 98

Integrated
machine
luminairesSurface-
mounted
luminairesTube
luminairesArm-mounted
luminairesFlexible-tube
luminairesPivoting-head
luminairesMagnifier
luminairesWorkplace-
system
luminairesInspection
luminairesHand-held
luminaires

Accessories


¹ Each luminaire requires two brackets.

FASTENINGS

LUMINAIRE BRACKET				
RL 70 ¹		COLOR	SPECIAL FEATURE	ORDER NUMBER
		-	-	190 027 019 - 000 573 37
LUMINAIRE BRACKET				
AWD		COLOR	SPECIAL FEATURE	ORDER NUMBER
		Black	-	191 092 019 - 000 867 27
ADDITIONAL BRACKET		FOR AN ASSEMBLY OF THE SIDE LIGHT ON THE TOP CROSSBEAM THAT CAN BE ROTATED		
TAMETO		COLOR	SPECIAL FEATURE	ORDER NUMBER
		Black	Adjustable	408 001 917 - 005 612 05
LUMINAIRE BRACKET SET		FOR C-RAILS (PAIR)		
TAMETO		COLOR	SPECIAL FEATURE	ORDER NUMBER
		Black	Adjustable	408 001 586 - 005 780 88

¹ Each luminaire requires two brackets.

CONNECTION TECHNOLOGY

SLEEVE				
LUMATRIS		DIMENSIONS	SPECIAL FEATURE	ORDER NUMBER
	M12	Straight; 5-pin	336 615 019 - 005 220 18	
	M12	Angled; 5-pin	336 615 029 - 005 220 15	

Integrated machine luminaires



SLEEVE				
FLATTEC MACH LED		DIMENSIONS	SPECIAL FEATURE	ORDER NUMBER
	M12	Straight; 4-pin	330 634 010 - 000 039 70	


Surface-mounted luminaires



SLEEVE				
HEAD LED		DIMENSIONS	SPECIAL FEATURE	ORDER NUMBER
	M12	Straight; 3-pin	330 603 020 - 000 029 47	

Tube luminaires



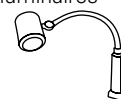
CONNECTION CABLE				
MACH LED		DIMENSIONS	SPECIAL FEATURE	ORDER NUMBER
	M12, 3 m	Straight; 5-pin (0.5 mm ²)	336 703 010 - 005 821 09	
	M12, 7 m	Straight; 5-pin (0.5 mm ²)	336 703 020 - 005 433 41	
	M12, 3 m	Angled; 5-pin (0.5 mm ²)	336 704 010 - 005 433 38	
	M12, 7 m	Angled; 5-pin (0.5 mm ²)	336 704 020 - 005 433 44	


Arm-mounted luminaires



CONNECTION CABLE		FOR CONNECTING THROUGH-WIRED LUMINAIRES		
TAMETO		DIMENSIONS	SPECIAL FEATURE	ORDER NUMBER
	3 m	CEE 7/7 / Wieland GST18/3S	226 030 019 - 005 679 77	

Flexible-tube luminaires

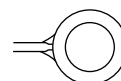



CONNECTION CABLE		FOR CONNECTING THROUGH-WIRED LUMINAIRES (only required for luminaires with dimensions = xx99 mm)		
TAMETO		DIMENSIONS	SPECIAL FEATURE	ORDER NUMBER
	0,3 m	Wieland GST18/3S plug/bushing	330 691 010 - 005 773 61	

Pivoting-head luminaires



Magnifier luminaires



GROUNDING CABLE				
TANEO WORKING-SYSTEM LUMINAIRE (ESD)		DIMENSIONS	SPECIAL FEATURE	ORDER NUMBER
	1.5 m	Push button 10 mm/eyelet M5	408 001 866 - 005 874 70	
	3.0 m	Push button 10 mm/eyelet M5	408 001 867 - 005 874 73	


Workplace-system luminaires



Inspection luminaires



TRANSFORMERS FOR HALOGEN LUMINAIRES

TRANSFORMER		115/230 V, 50/60 HZ, 23 V				
HSW 20 MHW HGL		CONSUMPTION	CONNECTION	SYSTEM OF PROTECTION	SPECIAL FEATURE	ORDER NUMBER
	60 W	One or more luminaires up to a total of 60 W	IP54	in housing	150 049 019 - 000 506 01	
	60 W	One or more luminaires up to a total of 60 W	–	–	150 048 019 - 000 146 31	

Hand-held luminaires



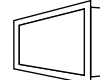
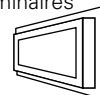
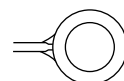
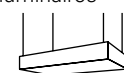
Accessories

DRIVERS FOR LED LUMINAIRES

DRIVER		220 – 240 V, 50/60 HZ / 350/700 MA				
HEAD LED		CONSUMPTION	CONNECTION	SYSTEM OF PROTECTION	SPECIAL FEATURE	ORDER NO.
		33 W	max. 3 modules in series	–	Clip for hat rail	209 585 039 - 000 040 06
DRIVER		95 – 240 V, 50/60 HZ/350 MA				
ABLL1/ABLTL1		CONSUMPTION	CONNECTION	SYSTEM OF PROTECTION	SPECIAL FEATURE	ORDER NO.
		10 W	max. 7 modules in series	–	Clip for hat rail	209 595 019 - 000 774 27
DRIVER		95 – 240 V, 50/60 HZ/700 MA				
ABLL1/ABLTL1		CONSUMPTION	CONNECTION	SYSTEM OF PROTECTION	SPECIAL FEATURE	ORDER NO.
		10 W	max. 3 modules in series	–	Clip for hat rail	209 585 019 - 000 452 02
DRIVER		24 VAC/DC, 50/60 HZ / 350 MA				
ABLL1/ABLTL1		CONSUMPTION	CONNECTION	SYSTEM OF PROTECTION	SPECIAL FEATURE	ORDER NO.
		5 W	max. 3 modules in series	–	Clip for hat rail	209 582 039 - 004 643 04
DRIVER		24 VAC/DC, 50/60 HZ / 700 MA				
ABLL1/ABLTL1		CONSUMPTION	CONNECTION	SYSTEM OF PROTECTION	SPECIAL FEATURE	ORDER NO.
		14 W	max. 5 modules in series	–	Clip for hat rail	209 582 019 - 000 487 93
DRIVER		120 – 240 V, 50/60 HZ / 24 VDC				
FLAT LED SPOT LED ONE LED MACH LED MACH LED PRO SLIM LED		CONSUMPTION	CONNECTION	SYSTEM OF PROTECTION	SPECIAL FEATURE	ORDER NO.
		20 W	One or more luminaires up to a total of 20 W	IP20	Clip for hat rail	209 585 029 - 000 989 30
DRIVER		220 – 240 V, 50/60 HZ / 24 VDC				
LUMATRIS MACH LED MACH LED PRO SLIM LED		CONSUMPTION	CONNECTION	SYSTEM OF PROTECTION	SPECIAL FEATURE	ORDER NO.
		75 W	One or more luminaires up to a total of 75 W	IP20	–	309 425 020 - 000 108 42
DRIVER		220 – 240 V, 50/60 HZ / 24 VDC				
LUMATRIS MACH LED MACH LED PRO SLIM LED		CONSUMPTION	CONNECTION	SYSTEM OF PROTECTION	SPECIAL FEATURE	ORDER NO.
		75 W	One or more luminaires up to a total of 75 W	IP64	–	309 425 010 - 000 884 34

MAGNIFIERS

MAGNIFIER					
		DIMENSIONS	DIOPTERS	SPECIAL FEATURE	ORDER NUMBER
TEVISIO		ø 130 mm	3.5	–	190 208 019 - 005 759 24
MAGNIFIER					
		DIMENSIONS	DIOPTERS	SPECIAL FEATURE	ORDER NUMBER
TANEO		ø 130 mm	3.5	–	190 207 019 - 005 759 00
MAGNIFIER					
		DIMENSIONS	DIOPTERS	SPECIAL FEATURE	ORDER NUMBER
STE 111		50 mm x 100 mm	4	–	190 005 019 - 000 148 86
MAGNIFIER					
		DIMENSIONS	DIOPTERS	SPECIAL FEATURE	ORDER NUMBER
SN SNE		105 mm x 160 mm	3	–	190 182 019 - 000 787 02
MAGNIFIER					
		DIMENSIONS	DIOPTERS	SPECIAL FEATURE	ORDER NUMBER
HI 20		50 mm x 100 mm	4	–	190 062 019 - 000 150 58
MAGNIFIER					
		DIMENSIONS	DIOPTERS	SPECIAL FEATURE	ORDER NUMBER
HSW 20		Ø 85 mm	5	–	190 191 019 - 000 434 78
ADD-ON MAGNIFIER					
		DIMENSIONS	DIOPTERS	SPECIAL FEATURE	ORDER NUMBER
RLL		Ø 112 mm	4	–	190 054 019 - 000 150 51
ADD-ON MAGNIFIER					
		DIMENSIONS	DIOPTERS	SPECIAL FEATURE	ORDER NUMBER
SNL SNLE		50 mm x 100 mm	4	–	190 080 019 - 000 151 20
		50 mm x 100 mm	4	ESD design	190 080 049 - 000 612 80

Integrated
machine
luminairesSurface-
mounted
luminairesTube
luminairesArm-mounted
luminairesFlexible-tube
luminairesPivoting-head
luminairesMagnifier
luminairesWorkplace-
system
luminairesInspection
luminairesHand-held
luminaires

Accessories

PROTECTIVE COVERS

ADDITIONAL COVER

TAMETO



DIMENSIONS	SPECIAL FEATURE	ORDER NUMBER
610 mm	Clear	336 748 020 - 005 517 06
910 mm	Clear	336 748 030 - 005 509 16
1210 mm	Clear	336 748 049 - 005 517 12