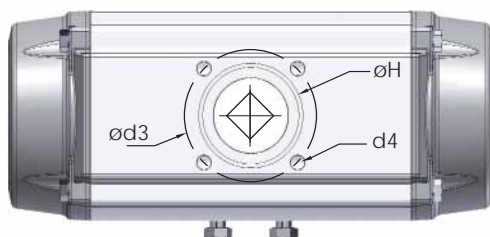
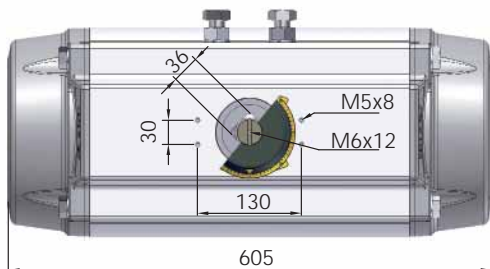
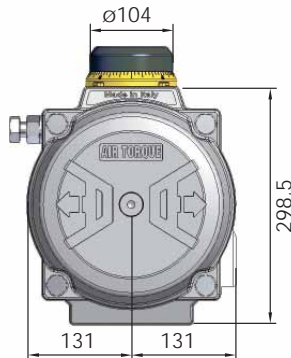
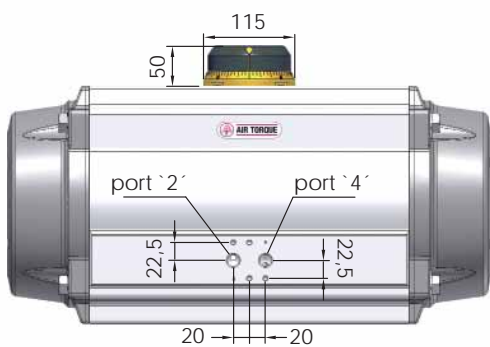
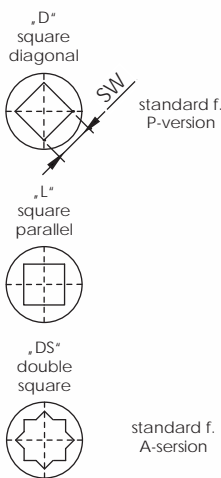




Dimensions in mm



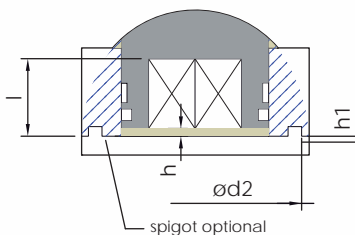
optional squares



ISO 5211 - available flanges

ISO 5211	Standard		optional	
	F16	F14*	F12*	
Ø d2	130	100	-	-
Ø d3	165	140	125	
d4	M20 x 30	M16 x 24	M12 x 18	
Ø H	130	100	93	
SW x l min.	D	27 x 40 - 46 x 49		
	DS	46 x 63		36 x 40 - 46 x 63
h min.	2,5	2,5	2,5	
h1	1,5	1,5	-	

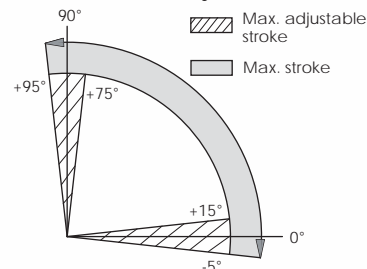
*before selecting the flange connection please consider the indications of standard n° 5211 on page 0911 of our manual for op. and maintenance



Connection / Attachment

Pressure connection port 2 and 4	G3/8"
Ancillaries attachment	AA 4

Rotation and stroke adjustment



Pressure	Output torque for double acting and spring return in Nm												Spring torque		approx. weight in kg										
	2,5 bar		3 bar		3,5 bar		4 bar		4,2 bar		4,5 bar		5 bar			5,5 bar		6 bar		7 bar		8 bar		90°	0°
	0°	90°	0°	90°	0°	90°	0°	90°	0°	90°	0°	90°	0°	90°		0°	90°	0°	90°	0°	90°	0°	90°		
DR	893		1072		1251		1430		1501		1608		1787		1966		2144		2502		2859				54,6

SC 2/3	533	372	712	551	890	730	1069	908	1141	980	1248	1087	1426	1266									521	360	60,6
SC 3	461	268	640	447	818	625	997	804	1068	876	1176	983	1354	1162	1533	1340							625	433	61,8
SC 3/4			568	343	746	521	925	700	996	771	1104	879	1282	1057	1461	1236	1640	1415					730	505	63
SC 4					674	417	853	596	924	667	1032	774	1210	953	1389	1132	1568	1310	1925	1668			834	577	64,2
SC 4/5							781	491	852	563	959	670	1138	849	1317	1028	1495	1206	1853	1564	2210	1921	938	649	65,4
SC 5											887	566	1066	745	1245	923	1423	1102	1781	1459	2138	1817	1042	721	66,6
SC 5/6											994	640	1173	819	1351	998	1709	1355	2066	1713			1146	793	67,8
SC 6													1101	715	1279	894	1637	1251	1994	1608			1251	865	69

Pressure max.	Rotation (STD) (C)	Screw stroke adjustment	Chamber Ø (mm)	Air volume (L)		Moving time (sec.) (A)	
				OPEN	CLOSE	OPEN	CLOSE
8 bar	0° - 90°	for 1° 1/4 rotation	240	10	15,2	D 3,5 S 4,1	D 4,0 S 4,6

Operating temperature (°C) (B)		
ST (Standard)	HT (High temperature)	LLT (Extreme low temperature)
- 40 to + 80	- 15 to + 150	- 55 to + 80

(A) the above indicated moving time of the actuator is obtained under the following test conditions: (1) room temperature, (2) actuator stroke 90°, (3) solenoid valve with Ø 4 mm and flow capacity Qm 6000 L/min., (4) inside pipe Ø 11 mm, (5) medium clean air, (6) air supply pressure 5,5 bar (79,75 Psi), (7) actuator without external resistance load. **Caution:** it has to be expected, e.g. for field applications, when one or more of the above parameters are different, the moving time will be different.

Operating Medium:

The operating medium must be free of dust and oil. The maximum particle size must not exceed 30µ. (ISO 8573 Part1, Class5). In order to prevent water condensation and/or solidification (ice when actuator works below 0°C), the operating medium must have a dew point equal to -20°C or at least 10°C below the ambient temperature (ISO 8573 Part1, Class3)

(B) Every temperature range option requires proper components and lubricant. Please contact Air Torque GmbH.